










## Lantern Height vs. Overall Length

When ordering, please be sure to consider the difference between lantern height and overall length. We want to make sure you select the correct lantern size for the space it will occupy. If you have questions about lanterns size please call our customer service department.

far left: **EX-5309-A22** Provincial Lantern Post Mount (9" roof width) in Verdigris Patina with White Opal glass

left: **EX-5309-A12** Provincial Lantern Curved Arm Wall Mount (9" roof width) in Verdigris Patina with Clear Seeded glass

All dimensions in inches	MOUNT DESCRIPTION	MODEL NUMBER	ROOF WIDTH		LANTERN HEIGHT	OVERALL LENGTH	MINIMUM LENGTH Specify overall length in 1" increments	PROJECTION	SUPPORT BRACKET	MOUNTING PLATE			
										OPTIONAL BOTTOM PANEL	MAXIMUM STANDARD WATTAGE	OPTIONAL SOCKET CLUSTER WATTAGE	
	Curved Arm Wall Mount  Shown with support bracket	<b>EX-5306-A12</b>	6	10	12-3/4		9-3/4		4-3/4w x 7h	•	1/150		
		<b>EX-5309-A12</b>	9	12-1/2	16-1/4		12		4-3/4w x 7h	•	1/150	2/60	
		<b>EX-5311-A12</b>	11	15-3/4	26-3/4		14-1/4		4-3/4w x 7h	•	1/150	3/100	
		<b>EX-5313-A12</b>	13	18-3/4	30-1/4		19-1/2		8w x 10h	•	1/150	3/100	
	Flush Ceiling Mount	<b>EX-5306-A17</b>	6	10	13				5-3/4 dia	•	1/150		
		<b>EX-5309-A17</b>	9	12-1/2	16-1/2				5-3/4 dia	•	1/150	2/60	
		<b>EX-5311-A17</b>	11	15-3/4	20-1/2				5-3/4 dia	•	1/150	3/100	
	Chain Mount  Specify overall length in 1" increments.	<b>EX-5306-A18</b>	6	10		17			5-3/4 dia	•	1/150		
		<b>EX-5309-A18</b>	9	12-1/2		20			5-3/4 dia	•	1/150	2/60	
		<b>EX-5311-A18</b>	11	15-3/4		24			5-3/4 dia	•	1/150	3/100	
		<b>EX-5313-A18</b>	13	18-3/4		28			8-1/2 dia	•	1/150	3/100	
		<b>EX-5315-A18</b>	15	20-3/4		33			8-1/2 dia	•	1/150	3/100	
	Stem Mount  Specify overall length in 1" increments.	<b>EX-5306-A19</b>	6	10		14			5-3/4 dia	•	1/150		
		<b>EX-5309-A19</b>	9	12-1/2		18			5-3/4 dia	•	1/150	2/60	
		<b>EX-5311-A19</b>	11	15-3/4		22			5-3/4 dia	•	1/150	3/100	
		<b>EX-5313-A19</b>	13	18-3/4		30			8-1/2 dia	•	1/150	3/100	
		<b>EX-5315-A19</b>	15	20-3/4		33			8-1/2 dia	•	1/150	3/100	
	Post Mount  Overall length does not include post fitter sleeve. Fits standard 3" dia. round post. Post not included; see page 42.	<b>EX-5309-A22</b>	9	12-1/2	16-1/4						1/150	2/60	
		<b>EX-5311-A22</b>	11	15-3/4	20-3/4							1/150	3/100
		<b>EX-5313-A22</b>	13	18-3/4	24-1/4							1/150	3/100
	Column Mount  Overall length includes lantern with sub-base.	<b>EX-5306-A23</b>	6	10	13-1/2				5-1/4 sq		1/150		
		<b>EX-5309-A23</b>	9	12-1/2	17-3/4				6-3/4 sq		1/150	2/60	
		<b>EX-5311-A23</b>	11	15-3/4	22				8-3/4 sq		1/150	3/100	
		<b>EX-5313-A23</b>	13	18-3/4	27				12 sq		1/150	3/100	
		<b>EX-5315-A23</b>	15	20-3/4	29-1/4				14 sq		1/150	3/100	