

## RETRO™ FAMILY

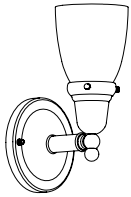
Classic American lighting, the sleek styling of our Retro™ Family of light fixtures offers timeless choices for lighting interior spaces such as kitchens, baths, hallways, and powder rooms.



**NEW  
CLASSICS™**  
Handmade in USA

# RETRO™ FAMILY

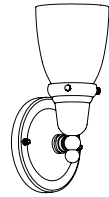
## INTERIOR LIGHTING FIXTURES



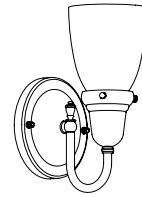
CN-101-A4



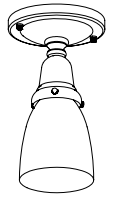
CN-104-E1



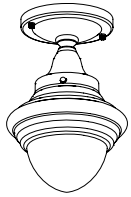
CN-106-A4



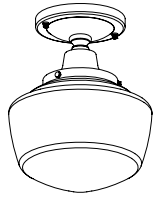
CN-112-A4



CN-400-A4-01M



CN-400-A5-01M



CN-400-A6-01M



CN-417-A4-04M



CN-417-A5-04M



CN-417-A6-04M

brasslightgallery.com 800-243-9595 sales@brasslight.com

Retro Family v1.1 page 2

Alternative design versions available, please inquire.

**BRASS LIGHT GALLERY**  
• MILWAUKEE •

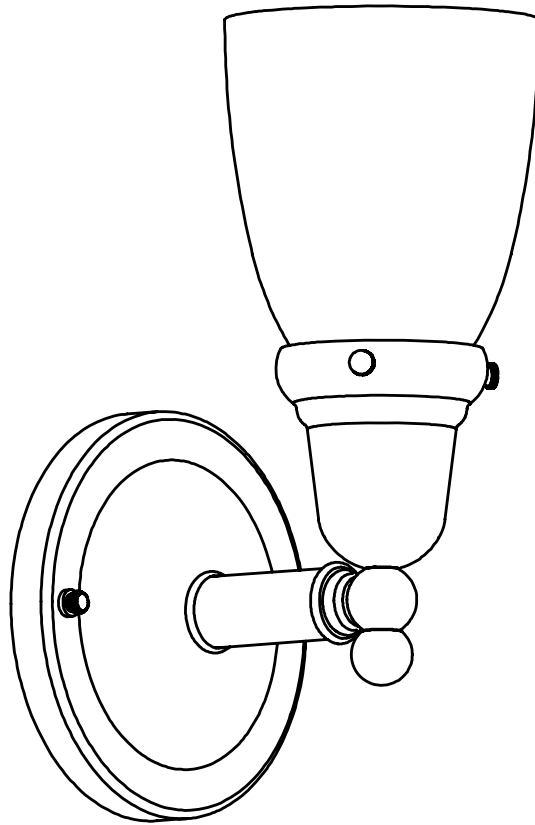
© 2013, Brass Light Gallery®

# RETRO™ ONE LIGHT STRAIGHT ARM SCONCE

WITH 2-1/4" SHADE HOLDER

brasslightgallery.com 800-243-9595 sales@brasslight.com

Retro Family v1.1 page 3



**NEW  
CLASSICS™**  
Handmade in USA

## FINISHES - applied by hand.

Polished Nickel	Architectural Bronze
Brushed Nickel	Verdigris Patina
Black	Distressed Brass
Brushed Brass	Antique Copper
Polished Brass	Satin Antique Brass
Antique Nickel	Unlacquered Pol. Brass

Other finishes available for additional charge, inquire.

## CN-101-A4 Shown with A157 shade(s)

Medium base screw-in socket (1) accepts 150 W max incandescent, compact fluorescent, or LED.

GU24 base bi-pin socket available. 277V 4 pin socket alternative, inquire.

Check our website for alternative 2-1/4" shades.

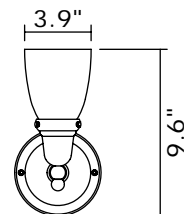
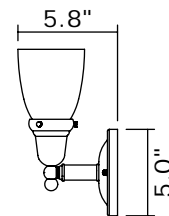
Mounting plate center mounts to junction box.

Mount glass up or glass down.

UL listed dry location. Damp location available, inquire.

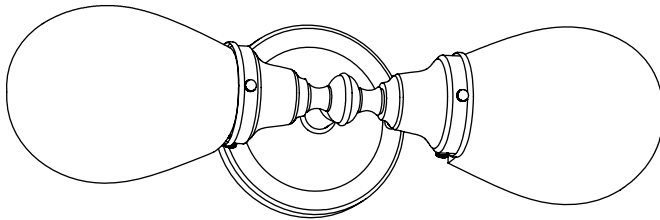
Durably constructed of solid brass.

Made in USA by Brass Light Gallery.



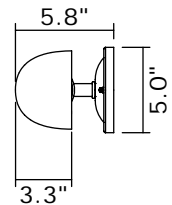
# RETRO™ TWO LIGHT LINEAR SCONCE

WITH 2-1/4" SHADE HOLDERS



## FINISHES - applied by hand.

Polished Nickel	Architectural Bronze
Brushed Nickel	Verdigris Patina
Black	Distressed Brass
Brushed Brass	Antique Copper
Polished Brass	Satin Antique Brass
Antique Nickel	Unlacquered Pol. Brass
Other finishes available for additional charge, inquire.	



## CN-104-E1 Shown with A118 shade(s)

Medium base screw-in sockets (2) each accept 150 W max incandescent, compact fluorescent, or LED.

GU24 base bi-pin socket available. 277V 4 pin socket alternative, inquire.

Check our website for alternative 2-1/4" shades.

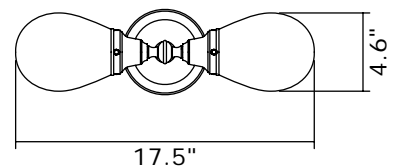
Mounting plate center mounts to junction box.

Mount horizontally or vertically.

UL listed dry location. Damp location available, inquire.

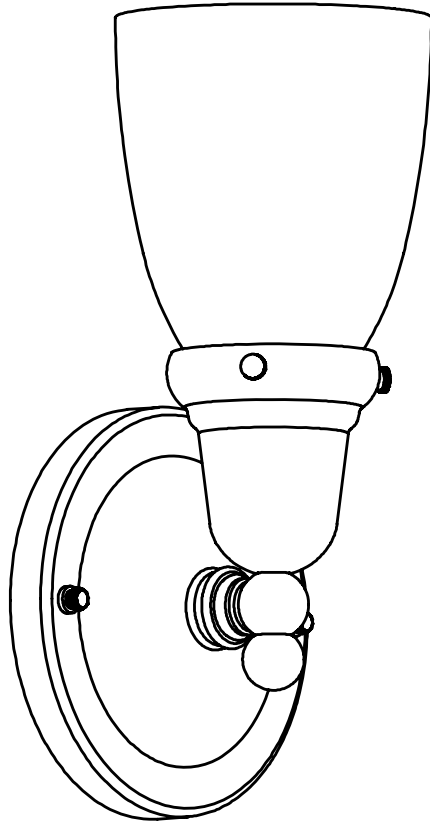
Durably constructed of solid brass.

Made in USA by Brass Light Gallery.



# RETRO™ ONE LIGHT STRAIGHT ARM SCONCE

WITH 2-1/4" SHADE HOLDER ADA



**NEW  
CLASSICS™**  
Handmade in USA

## FINISHES - applied by hand.

Polished Nickel	Architectural Bronze
Brushed Nickel	Verdigris Patina
Black	Distressed Brass
Brushed Brass	Antique Copper
Polished Brass	Satin Antique Brass
Antique Nickel	Unlacquered Pol. Brass

Other finishes available for additional charge, inquire.

## CN-106-A4 Shown with A157 shade(s)

Medium base screw-in socket (1) accepts 150 W max incandescent, compact fluorescent, or LED.

GU24 base bi-pin socket available. 277V 4 pin socket alternative, inquire.

Check our website for alternative 2-1/4" shades.

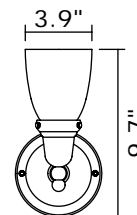
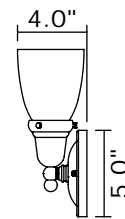
Mounting plate center mounts to junction box.

ADA compliant projection. Mount glass up or glass down.

UL listed dry location. Damp location available, inquire.

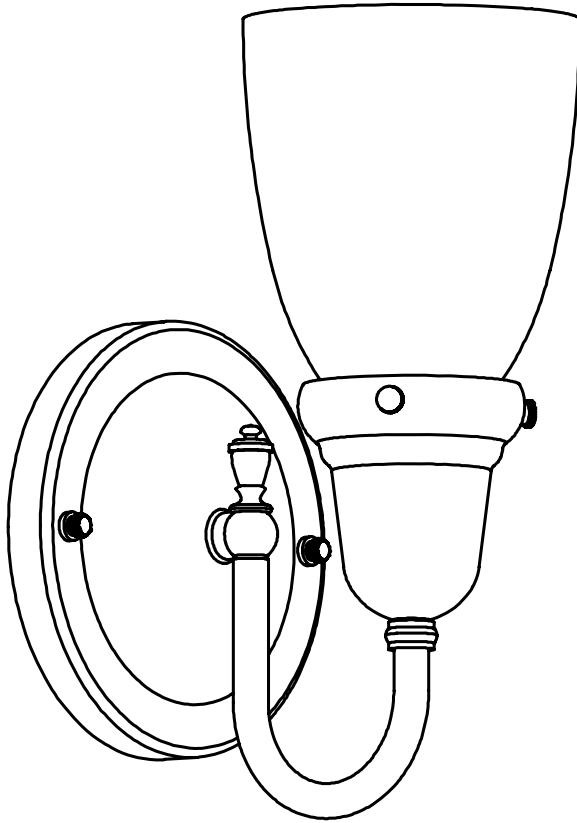
Durably constructed of solid brass.

Made in USA by Brass Light Gallery.



# RETRO™ ONE LIGHT CURVED ARM SCONCE

WITH 2-1/4" SHADE HOLDER



**NEW  
CLASSICS™**  
Handmade in USA

## FINISHES - applied by hand.

Polished Nickel	Architectural Bronze
Brushed Nickel	Verdigris Patina
Black	Distressed Brass
Brushed Brass	Antique Copper
Polished Brass	Satin Antique Brass
Antique Nickel	Unlacquered Pol. Brass

Other finishes available for additional charge, inquire.

## CN-112-A4 Shown with A157 shade(s)

Medium base screw-in socket (1) accepts 150 W max incandescent, compact fluorescent, or LED.

GU24 base bi-pin socket available. 277V 4 pin socket alternative, inquire.

Check our website for alternative 2-1/4" shades.

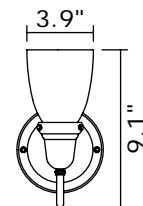
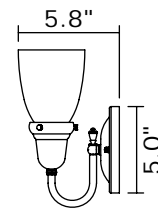
Mounting plate center mounts to junction box.

Mount glass up or glass down.

UL listed dry location. Damp location available, inquire.

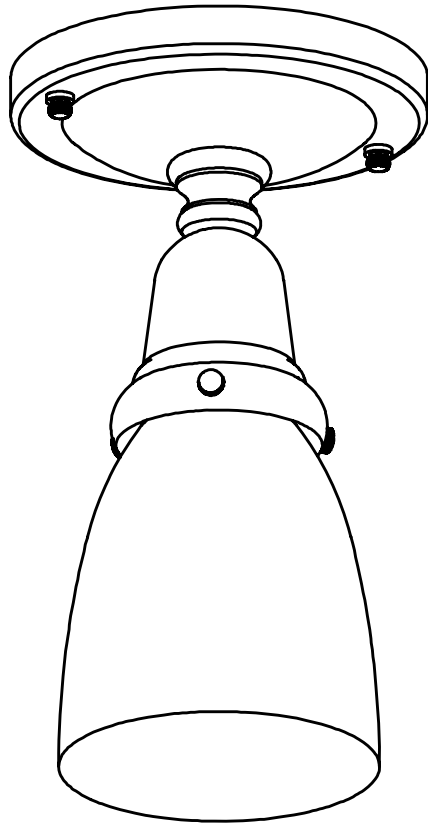
Durably constructed of solid brass.

Made in USA by Brass Light Gallery.



# RETRO™ ONE LIGHT SEMI FLUSH CEILING FIXTURE

WITH 2-1/4" SHADE HOLDER



**NEW  
CLASSICS™**  
Handmade in USA

## FINISHES - applied by hand.

Polished Nickel	Architectural Bronze
Brushed Nickel	Verdigris Patina
Black	Distressed Brass
Brushed Brass	Antique Copper
Polished Brass	Satin Antique Brass
Antique Nickel	Unlacquered Pol. Brass

Other finishes available for additional charge, inquire.

## CN-400-A4-01M Shown with A157 shade(s)

Medium base screw-in socket (1) accepts 150 W max incandescent, compact fluorescent, or LED.

GU24 base bi-pin socket available. 277V 4 pin socket alternative, inquire.

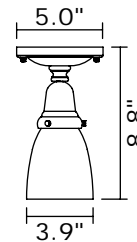
Check our website for alternative 2-1/4" shades.

Mounting plate center mounts to junction box.

UL listed dry location. Damp location available, inquire.

Durably constructed of solid brass.

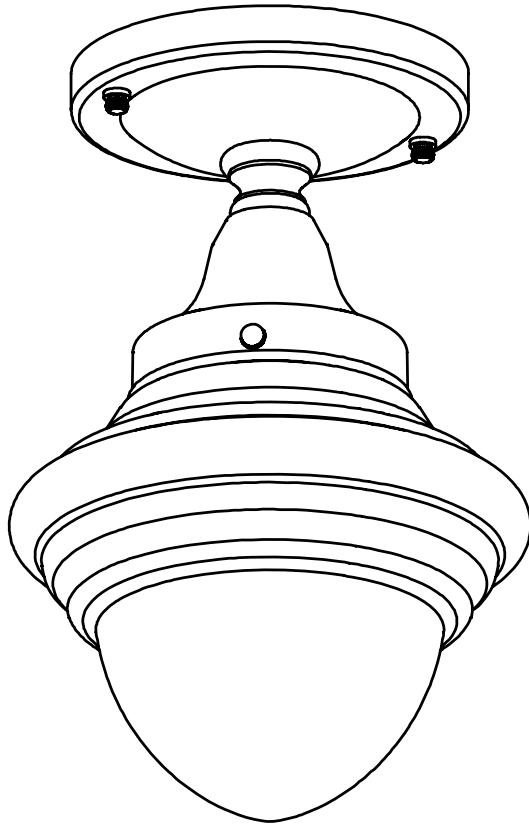
Made in USA by Brass Light Gallery.



# RETRO™ ONE LIGHT SEMI FLUSH CEILING FIXTURE

WITH 3-1/4" SHADE HOLDER

brasslightgallery.com 800-243-9595 sales@brasslight.com



**NEW  
CLASSICS™**  
Handmade in USA

## FINISHES - applied by hand.

Polished Nickel	Architectural Bronze
Brushed Nickel	Verdigris Patina
Black	Distressed Brass
Brushed Brass	Antique Copper
Polished Brass	Satin Antique Brass
Antique Nickel	Unlacquered Pol. Brass

Other finishes available for additional charge, inquire.

## CN-400-A5-01M Shown with B141 shade(s)

Medium base screw-in socket (1) accepts 150 W max incandescent, compact fluorescent, or LED.

GU24 base bi-pin socket available. 277V 4 pin socket alternative, inquire.

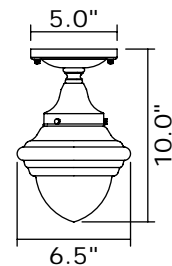
Check our website for alternative 3-1/4" shades.

Mounting plate center mounts to junction box.

UL listed dry location. Damp location available, inquire.

Durably constructed of solid brass.

Made in USA by Brass Light Gallery.



Retro Family v1.1 page 8

**BRASS LIGHT GALLERY**  
• MILWAUKEE •

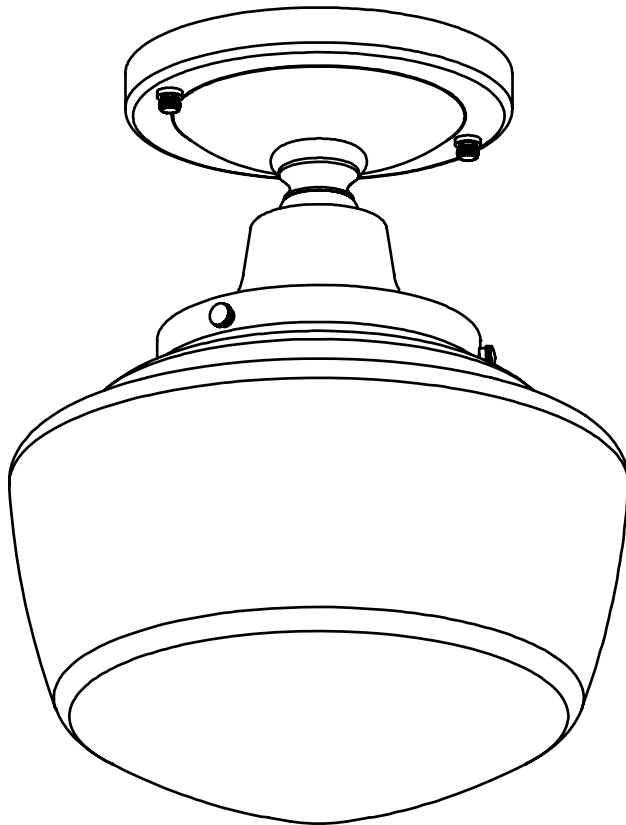
© 2013, Brass Light Gallery®



# RETRO™ ONE LIGHT SEMI FLUSH CEILING FIXTURE

WITH 4-1/4" SHADE HOLDER

brasslightgallery.com 800-243-9595 sales@brasslight.com



**NEW  
CLASSICS™**  
Handmade in USA

## FINISHES - applied by hand.

Polished Nickel	Architectural Bronze
Brushed Nickel	Verdigris Patina
Black	Distressed Brass
Brushed Brass	Antique Copper
Polished Brass	Satin Antique Brass
Antique Nickel	Unlacquered Pol. Brass

Other finishes available for additional charge, inquire.

## CN-400-A6-01M Shown with C300 shade

Medium base screw-in socket (1) accepts 150 W max incandescent, compact fluorescent, or LED.

GU24 base bi-pin socket available. 277V 4 pin socket alternative, inquire.

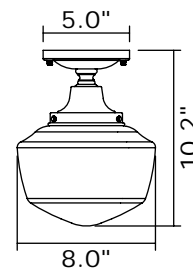
Check our website for alternative 4-1/4" shades.

Mounting plate center mounts to junction box.

UL listed dry location. Damp location available, inquire.

Durably constructed of solid brass.

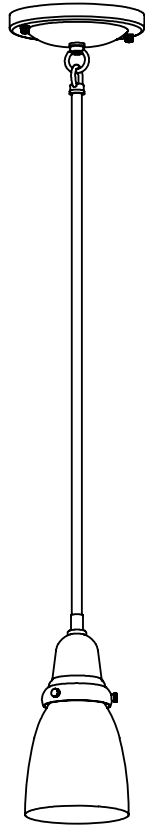
Made in USA by Brass Light Gallery.



Retro Family v1.1 page 9

# RETRO™ ONE LIGHT PENDANT

WITH 2-1/4" SHADE HOLDER



**NEW  
CLASSICS™**  
Handmade in USA

## FINISHES - applied by hand.

Polished Nickel	Architectural Bronze
Brushed Nickel	Verdigris Patina
Black	Distressed Brass
Brushed Brass	Antique Copper
Polished Brass	Satin Antique Brass
Antique Nickel	Unlacquered Pol. Brass
Other finishes available for additional charge, inquire.	

## CN-417-A4-04M Shown with A157 shade(s)

Medium base screw-in socket (1) accepts 150 W max incandescent, compact fluorescent, or LED.

GU24 base bi-pin socket available. 277V 4 pin socket alternative, inquire.

Check our website for alternative 2-1/4" shades.

Mounting plate center mounts to junction box.

Mount to flat or to angled ceiling.

Specify overall length. Minimum overall length 12".

UL listed dry location. Damp location available, inquire.

Durably constructed of solid brass.

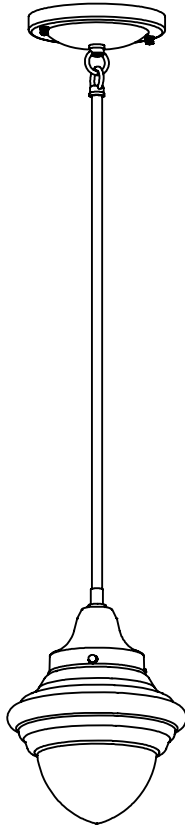
Made in USA by Brass Light Gallery.



# RETRO™ ONE LIGHT PENDANT

WITH 3-1/4" SHADE HOLDER

brasslightgallery.com 800-243-9595 sales@brasslight.com



**NEW  
CLASSICS™**  
Handmade in USA

## FINISHES - applied by hand.

Polished Nickel	Architectural Bronze
Brushed Nickel	Verdigris Patina
Black	Distressed Brass
Brushed Brass	Antique Copper
Polished Brass	Satin Antique Brass
Antique Nickel	Unlacquered Pol. Brass

Other finishes available for additional charge, inquire.

## CN-417-A5-04M Shown with B141 shade(s)

Medium base screw-in socket (1) accepts 150 W max incandescent, compact fluorescent, or LED.

GU24 base bi-pin socket available. 277V 4 pin socket alternative, inquire.

Check our website for alternative 3-1/4" shades.

Mounting plate center mounts to junction box.

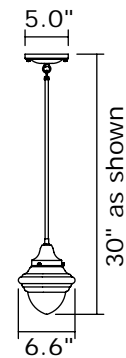
Mount to flat or to angled ceiling.

Specify overall length. Minimum overall length 12".

UL listed dry location. Damp location available, inquire.

Durably constructed of solid brass.

Made in USA by Brass Light Gallery.



Retro Family v1.1 page 11

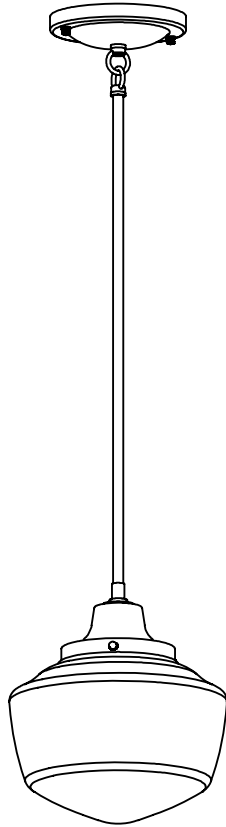
**BRASS LIGHT GALLERY**  
• MILWAUKEE •

© 2013, Brass Light Gallery®

# RETRO™ ONE LIGHT PENDANT

WITH 4-1/4" SHADE HOLDER

brasslightgallery.com 800-243-9595 sales@brasslight.com



**NEW  
CLASSICS™**  
Handmade in USA

## FINISHES - applied by hand.

Polished Nickel	Architectural Bronze
Brushed Nickel	Verdigris Patina
Black	Distressed Brass
Brushed Brass	Antique Copper
Polished Brass	Satin Antique Brass
Antique Nickel	Unlacquered Pol. Brass
Other finishes available for additional charge, inquire.	

## CN-417-A6-04M Shown with C300 shade

Medium base screw-in socket (1) accepts 150 W max incandescent, compact fluorescent, or LED.

GU24 base bi-pin socket available. 277V 4 pin socket alternative, inquire.

Check our website for alternative 4-1/4" shades.

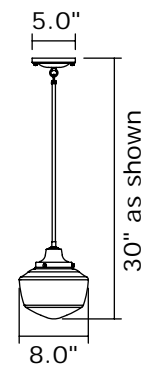
Mounting plate center mounts to junction box.  
Mount to flat or to angled ceiling.

Specify overall length. Minimum overall length 14".

UL listed dry location. Damp location available, inquire.

Durably constructed of solid brass.

Made in USA by Brass Light Gallery.



Retro Family v1.1 page 12

**BRASS LIGHT GALLERY**  
• MILWAUKEE •

© 2013, Brass Light Gallery®