

LANCASTER™ LANTERN

Harkening from English Tudor Revival estates of the early 20th century, the Lancaster™ Lantern, with its taller proportions and steeply pitched roof, speaks for the abundance of residential architectural detail of the period. Fabricated in our Milwaukee factory, Lancaster™ Lanterns are available in sizes and mounts for every application.

UL listed - Exterior. Durable Solid Brass.




NEW
CLASSICS™
Handmade in USA

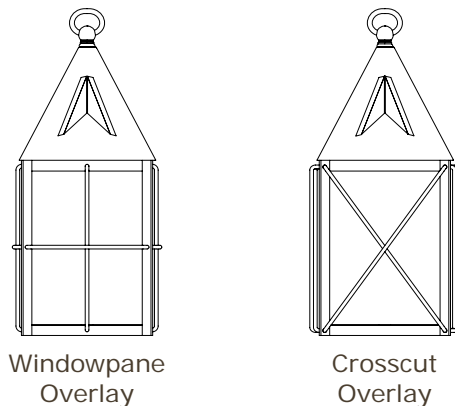
LANCASTER™ LANTERN

EXTERIOR LIGHTING FIXTURES

MOUNTS



OVERLAYS



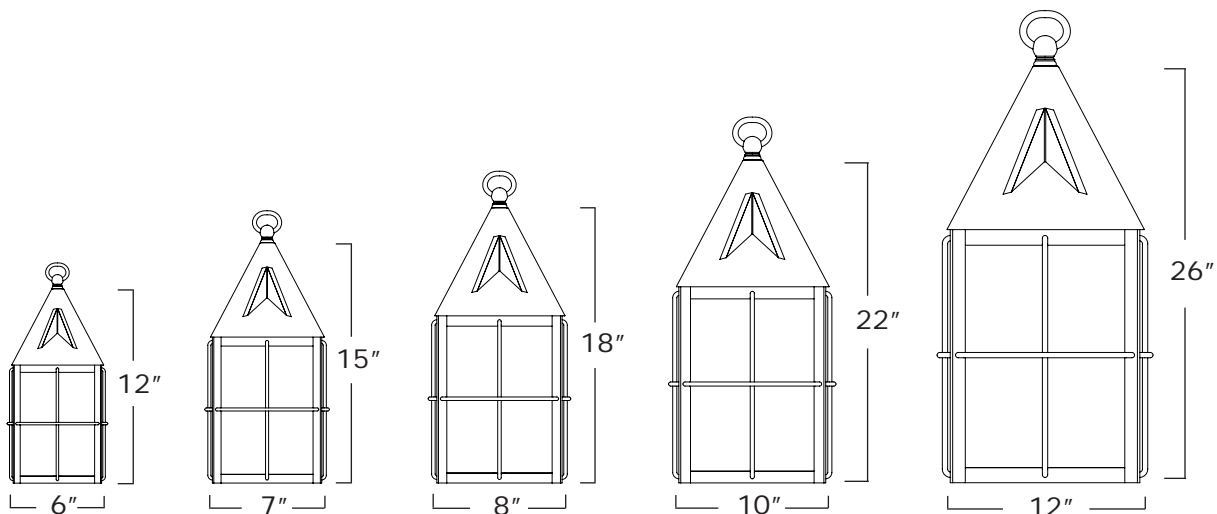
FINISHES

Antique Copper
 Architectural Bronze
 Architectural Iron
 Black
 Raw Copper
 Satin Antique Brass
 Verdigris Patina

GLASS

Clear Seeded
 Cream
 Gold White
 Sandblast Frost
 White Opal
 Waterfall

SIZES



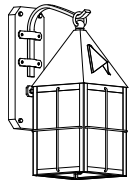
Larger Sizes Available - Inquire

LANCASTER™ LANTERN

WALL

Model #	Roof Width	Lantern Height	Overall Length	Projection	Mounting Plate
---------	------------	----------------	----------------	------------	----------------

Sheperd's Crook



EX-5906-A42	6"	12"	14 1/4"	8 1/4"	4 1/2" w x 11 1/8" h
EX-5907-A42	7"	14 3/4"	17"	9 3/4"	4 1/2" w x 11 1/8" h
EX-5908-A42	8"	17 3/4"	20 1/4"	13 1/4"	5 1/2" w x 14 1/2" h

Flush



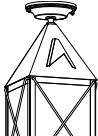
EX-5906-A15	6"	12"	14"	6"	7 1/2" w x 5 1/2" h
EX-5907-A15	7"	14 3/4"	16 3/4"	8"	9" w x 6 1/2" h
EX-5908-A15	8"	17 3/4"	19 1/4"	8 1/2"	10 1/2" w x 8" h
EX-5910-A15	10"	21 1/2"	23 1/2"	10 5/8"	12 7/8" w x 9 7/8" h

UL listed - Exterior. Made in USA.


LANCASTER™ LANTERN

CEILING

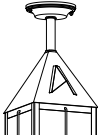
brasslightgallery.com 800-243-9595 sales@brasslight.com

	Model #	Roof Width	Lantern Height	Overall Length	Mounting Plate
Flush Mount					
	EX-5906-A17	6"	12"	15"	4 3/4" diam.
	EX-5907-A17	7"	14 3/4"	17"	4 3/4" diam.
	EX-5908-A17	8"	17 3/4"	19 3/4"	5 3/4" diam.
	EX-5910-A17	10"	21 1/2"	24"	6 1/4" diam.

Chain Hung

	EX-5906-A18	6"	12"	select	4 3/4" diam.
	EX-5907-A18	7"	14 3/4"	select	4 3/4" diam.
	EX-5908-A18	8"	17 3/4"	select	5 3/4" diam.
	EX-5910-A18	10"	21 1/2"	select	6 1/4" diam.

Stem Hung

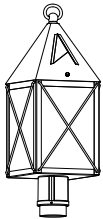
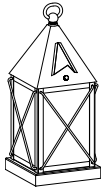
	EX-5906-A19	6"	12"	select	4 3/4" diam.
	EX-5907-A19	7"	14 3/4"	select	4 3/4" diam.
	EX-5908-A19	8"	17 3/4"	select	5 3/4" diam.
	EX-5910-A19	10"	21 1/2"	select	6 1/4" diam.

UL listed - Exterior. Made in USA.

Lancaster Lantern V1.1 page 4

LANCASTER™ LANTERN

POST AND COLUMN

	Model #	Roof Width	Lantern Height	Overall Length	Mounting Plate	
Post Mount						
	EX-5906-A22	6"	12"	17"	-	3" post
	EX-5907-A22	7"	14 3/4"	19 3/4"	-	3" post
	EX-5908-A22	8"	17 3/4"	22 1/2"	-	3" post
	EX-5910-A22	10"	21 1/2"	26 1/2"	-	3" post
Column Mount						
	EX-5906-A23	6"	12"	15"	6 1/8" sq.	
	EX-5907-A23	7"	14 3/4"	18"	7 1/2" sq.	
	EX-5908-A23	8"	17 3/4"	22 1/2"	12" sq.	
	EX-5910-A23	10"	21 1/2"	25 3/4"	14" sq.	
	EX-5912-A23	12"	25 3/4"	31 1/2"	15 1/2" sq.	

UL listed - Exterior. Made in USA.

SOCKET TYPES

All Lancaster Lanterns:

Available Porcelain Screw In sockets accept Incandescent, Compact Fluorescent (CFL) and LED lamps.

Available GU24 sockets accept Compact Fluorescent (CFL) and LED lamps.

Number of sockets and maximum wattages varies by model number. Check online for particulars.